



### District Report Card: 2017


<b>State:</b> Telangana	<b>District:</b> Hyderabad
<b>Class:</b> 5	<b>Subject:</b> Language
<b>Schools:</b> 61	<b>Students:</b> 1229


### Participation/Coverage


#### Students

<b>GENDER</b> 	Boys		Girls	
	Number	%	Number	%
	536	43.61	693	56.39

<b>AREA</b> 	Rural		Urban	
	Number	%	Number	%
	0	0.00	1229	100.00

<b>CATEGORY</b> 	SC		ST		OBC		GEN	
	Number	%	Number	%	Number	%	Number	%
	209	17.01	53	4.31	501	40.76	466	37.92

<b>CWSN</b> 	LD	VI	HI	S&LD	ID	Oth
	2	1	1	2	3	19

<b>Management</b> 	Government		Government-aided	
	Number	%	Number	%
	885	72.01	344	27.99

### Average Performance of Students in Language (%)

Overall	Gender		Area		Management		Social Group			
	Male	Female	Rural	Urban	Govt.	Aided	SC	ST	OBC	GEN
61.54	59.73	62.94	0.00	61.54	63.22	57.21	59.49	58.49	61.06	63.32

## Performance on Learning Outcomes (LOs)

Learning Outcomes	Description	Average Performance(%)
L504	Reads and comprehends independently storybooks, news items/ headlines, advertisements etc.	59.84
L508	Reads text with comprehension, locates details and sequence of events	62.39

Range of Performance of Students who Answered Correctly							
Below 30%		30% - 50%		50% - 75%		Above 75%	
Number	%	Number	%	Number	%	Number	%
113	9.19	258	20.99	517	42.07	341	27.75

## Lowest Performing Learning Outcomes (LOs)

- 1 - Reads and comprehends independently storybooks, news items/ headlines, advertisements etc. (59.84)
- 2 - Reads text with comprehension, locates details and sequence of events (62.39)